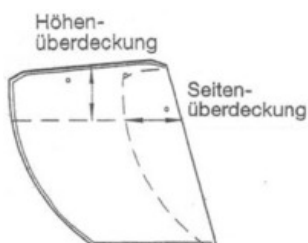


Altdeutsche Deckung - Größen und Verwendungsmöglichkeiten

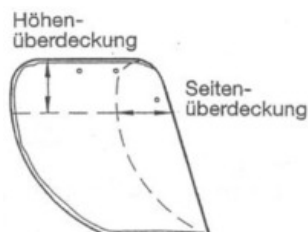
Sortierung	Höhe in cm	Breite in cm	untere Dachneigung in Grad	empfohlene obere Dachneigung in Grad
1/1	50-40	42-32	25*	30
1/2	42-36	38-28	25	30
1/4	38-32	34-25	25	35
1/8	34-28	30-23	30	40
1/12	30-24	26-20	35	50
1/16	26-20	22-17	40	60
1/32	22-16	18-13	50	-
1/64	18-12	16-11	60	-

* untere Dachneigung 22° bei Verwendung von Doppeldeckung

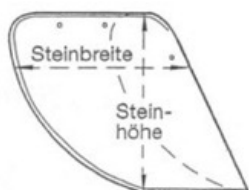
Rechtsdeckung



stumpfer Hieb

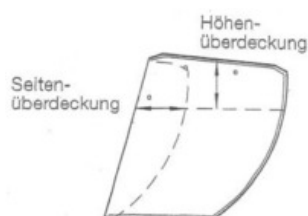


normaler Hieb

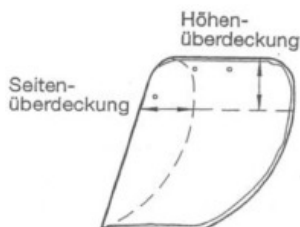


scharfer Hieb

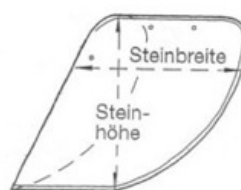
Linksdeckung



stumpfer Hieb



normaler Hieb



scharfer Hieb